

DRIVING DIRECTIONS TO CLCS

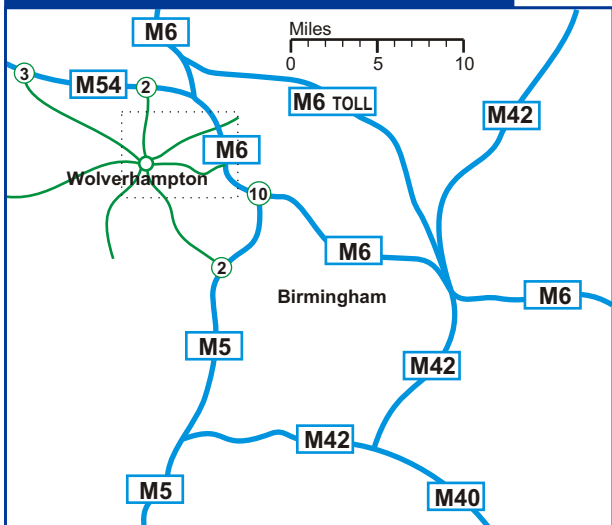
From the North

- Exit M6 at J11, take 3rd exit onto A460 to Wolverhampton for 1½ miles until you come to the M54 roundabout.
- Follow the instructions below from the second bullet point.

From the West

- Exit M54 at J1, signposted A460, and take the 3rd roundabout exit onto the A460 towards Wolverhampton
- Head towards Wolverhampton on the A460 for 1½ miles
- Turn left immediately after The Mill House pub onto the B4484 following signs for Wednesfield.
- At the traffic lights turn right and follow the signs for Wednesfield centre.
- At the next traffic lights immediately after the bridge turn left onto Neachells Lane.
- Go straight on at the next traffic lights.
- As you approach the roundabout you will see the CLCS premises on your right hand side. Turn right (3rd exit) at the roundabout.
- Take the first right onto Well Lane.
- Take first right again around the building and into the main car park.

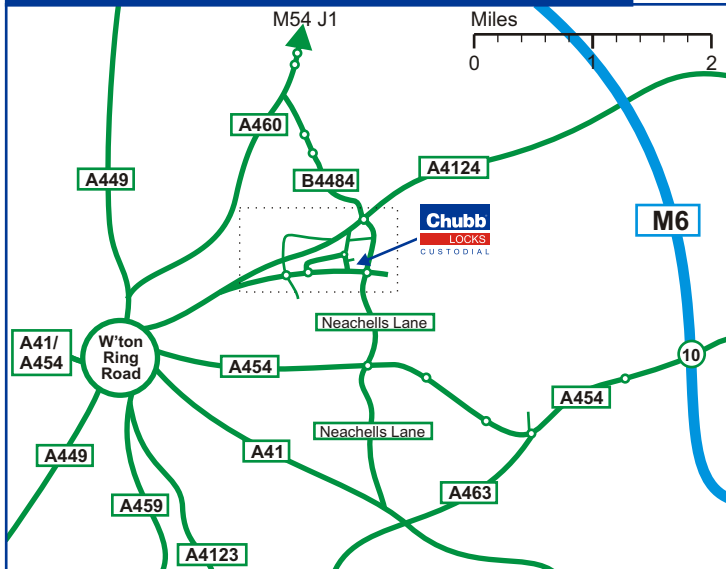
MAP 1



From the East or South.

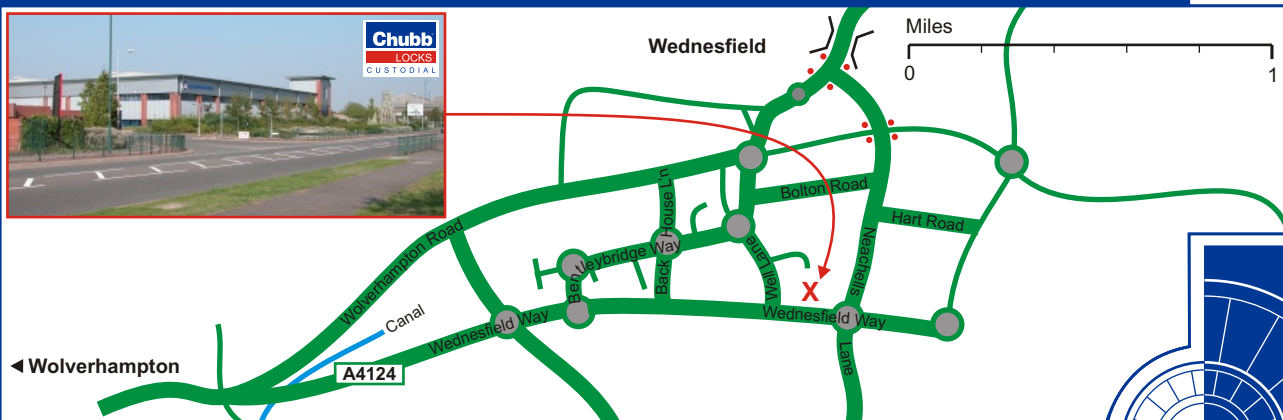
- Exit M6 at J10, turn left (west) on to A454 towards Wolverhampton.
- After passing 'Poundland' on your right, exit at the next slip road (A454 Wolverhampton)
- Take the 2nd exit off the roundabout and head along A454 towards Wolverhampton.
- At the next roundabout go straight on (2nd exit)
- At the next traffic lights turn right, signposted Wednesfield, onto Neachells Lane.
- At next roundabout turn left (first exit). From here you can see the CLCS factory.
- Take the first right onto Well Lane.
- Take first right again around the building and into the main car park.

MAP 2



To enter the building from the main car park go through the glass doors at the foot of the tower and press the video intercom button.

MAP 3



UK Telephone
Int Telephone
Email
Website

Chubb Locks Custodial Services Ltd
Well lane, Wolverhampton, WV11 1TB, United Kingdom
01902 867730
00 44 1902 867730
sales@clcsLtd.co.uk
www.clcsLtd.co.uk

An ASSA ABLOY Group Company

ASSA ABLOY